

# Market Tracker

As of January 31, 2025

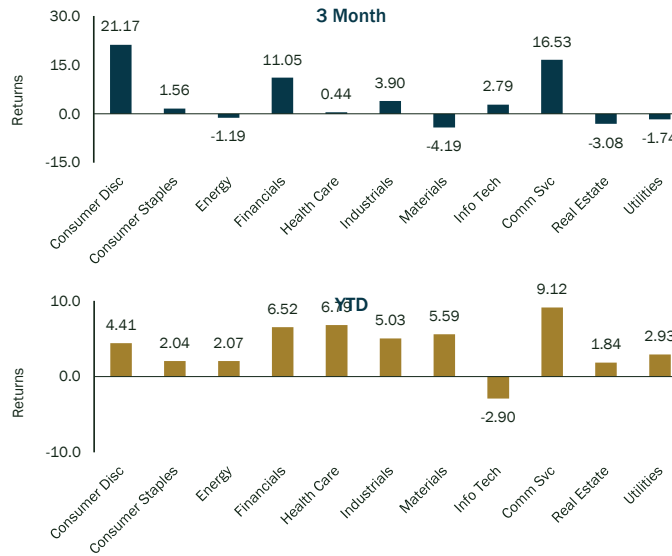
## Equity Index Returns

	3 Month	YTD
S&P 500	6.21	2.78
Dow Jones Industrial Average	7.10	4.78
NASDAQ Composite	8.67	1.66
Russell 3000	6.64	3.15
S&P Developed x US	1.92	4.71
S&P Emerging	-2.29	0.31
S&P Developed x US Small	-0.04	3.32
S&P Global x US	0.71	3.45

## S&P Country Index Returns

	3 Month	YTD
Japan	1.84	1.55
United Kingdom	3.94	5.54
Eurozone	3.93	7.43
China	-1.55	0.38
Taiwan	1.63	2.57
India	-7.78	-4.93
South Korea	-6.82	6.40

## S&P 500 Sector Index Returns



## Russell® Style Index Returns

	3 Month		
	Value	Blend	Growth
Large	3.68	6.75	9.54
Mid	3.00	5.47	13.07
Small	2.56	4.47	6.33

	YTD		
	Value	Blend	Growth
Large	4.63	3.18	1.97
Mid	3.52	4.26	6.38
Small	2.05	2.62	3.16

## Inflation

	3 Month*	1 Year
CPI	3.81	2.90
Core CPI	3.26	3.25
PCE	2.47	2.55
Core PCE	2.15	2.79

\*Annualized

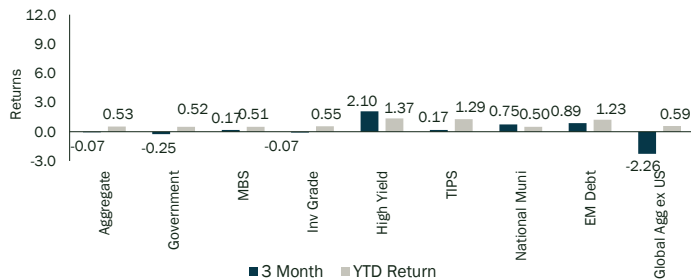
## Real Estate Index Returns

	3 Month	YTD
FTSE NAREIT	-3.73	1.03

	3 Month	YTD
EPRA/NAREIT		
Global ex US	-4.11	3.23
Developed	-2.97	1.78

## Fixed Income Sector Index Returns

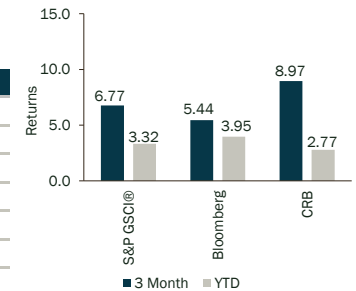


## Fixed Income Rates

	Current	1 Yr Ago
1 Mo T-Bills	4.28	5.36
3 Mo T-Bills	4.28	5.36
2 Yr Treasury	4.20	4.20
10 Yr Treasury	4.54	3.88
10 Yr TIPS	2.11	1.68
10 Yr Muni Yld	3.06	2.38
30 Yr Treasury	4.79	4.12

## Commodity Returns

	3 Month	YTD
Oil	4.72	1.13
Natural Gas	12.45	-16.21
Gold	2.30	6.49
Copper	-1.41	6.27
Wheat	-1.93	1.45
Corn	17.35	5.13



## Fixed Income Spreads

	Current	1 Yr Ago
High Yield	261	340
Investment Grade	79	99
Emerging Debt	289	335

## Currency/Crypto

	Current	1 Yr Ago
\$ per € (Euro)	1.04	1.09
\$ per £ (Pound)	1.24	1.27
\$ per ₿ (Bitcoin)	102,110.01	43,085.26

## Hedge Fund Index Returns

	3 Month	YTD
Wilshire Liq Alt Index	0.42	1.25
Wilshire Liq Alt M/S	0.43	1.72

## Alerian MLP Index Returns

	3 Month	YTD
MLP	15.61	8.79
MLP Infrastructure	16.28	8.86

Returns, rates and inflation expressed as percentages. Spreads expressed as basis points (0.01%).

This report is brought to you by the Investment Division of Commerce Trust. Past performance is no guarantee of future results. This material is not a recommendation of any particular security or investment strategy and may not be relied upon as such. Diversification does not guarantee a profit or protect against all risk. Please contact your portfolio manager with any questions. Information provided herein is for general information only and has been supplied by Bloomberg L.P. and other sources we believe to be reliable and has not been verified for accuracy. Certain data may update at different intervals. Figures shown reflect the last available information. ©2024 Bloomberg L.P. All Rights Reserved.